







## Price List for the D28 Welding Fixtures









S/N	Product Name	Picture	Size (mm)	Part No.	Unit price
1	3D welding table		1000*1000*200	28S1010	\$2,017.50
2			1200*1200*200	28S1212	\$2,280.75
3			1500*1000*200	28S1510	\$2,379.00
4			1500*1500*200	28S1515	\$3,288.00
5			2000*1000*200	28S2010	\$3,084.00
6			2400*1200*200	28S2412	\$3,975.75
7			3000*1500*200	28S3015	\$6,597.75
8			4000*2000*200	28S4020	\$9,900.00
9	2D welding table		1000*800*150	28ES1080	\$1,119.00
10			1000*1000*150	28ES1010	\$1,419.75
11			1200*1200*150	28ES1212	\$1,608.00
12			1500*1000*150	28ES1510	\$1,779.00
13			1500*1500*150	28ES1515	\$2,301.75
14			2000*1000*150	28ES2010	\$2,067.00
15			2400*1200*150	28ES2412	\$2,783.25
16			3000x1500x150	28ES3015	\$4,350.00
17			600*200	28SW600	\$1,306.50

18	3D Octagonal welding table		800*200	28SW800	\$1,391.25
19			1000*200	28SW1000	\$1,452.75
20			1200*200	28SW1200	\$1,893.00
21			1500*200	28SW1500	\$2,945.25
22	2D Octagonal welding table		600*23.5	28EW600	\$1,058.25
23			800*23.5	28EW800	\$1,119.00
24			1000*23.5	28EW1000	\$1,191.00
25			1200*23.5	28EW1200	\$1,372.50
26			1500*23.5	28EW1500	\$1,506.00
27	3D Welding table with Hydraulic scissor lifter		1000*1000*200	28YY1010	\$3,447.75
28			1200*1200*200	28YY1212	\$3,610.50
29			1500*1000*200	28YY1510	\$3,731.25
30			1500*1500*200	28YY1515	\$3,834.75
31			2000*1000*200	28YY2010	\$4,812.00
32			2400*1200*200	28YY2412	\$6,750.00
33			3000*1500*200	28YY3015	\$10,705.50
34			4000*2000*200	28YY4020	\$12,822.00
35	3D Welding table with Rail System		1000*400*400	28GD1000	\$11,613.00
36			1500*400*400	28GD1500	\$14,637.00
37			2000*400*400	28GD2000	\$18,507.75
38			3000*400*400	28GD4000	\$23,709.75
39			φ89*200+30	28BZT200	\$54.75








40	Standard Legs		φ89*350+30	28BZT350	\$60.75
41			φ89*450+30	28BZT450	\$67.28
42			φ89*620+30	28BZT620	\$72.53
43	Fixable Legs		φ89*200	28GDT200	\$63.75
44			φ89*350	28GDT350	\$70.65
45			φ89*450	28GDT450	\$76.58
46			φ89*620	28GDT620	\$81.53
47	Universal wheel Leg		φ89*200+130	28JLT200	\$72.53
48			φ89*350+130	28JLT350	\$79.13
49			φ89*450+130	28JLT450	\$85.13
50			φ89*620+130	28JLT620	\$90.30
51	Frame legs		1000*1000*400	28GJG1010	\$446.25
52			1200*1200*400	28GJG1212	\$465.68
53			1500*1000*400	28GJG1510	\$471.75
54			1500*1500*400	28GJG1515	\$534.68
55			2000*1000*400	28GJG2010	\$574.58
56			2400*1200*400	28GJG2412	\$600.00
57			3000*1500*400	28GJG3015	\$710.03
58			4000*2000*200	28GJG4020	\$965.33
59	Supporting angle Type A		275*100*300(L)	28ZC300L	\$146.25
60			275*100*300(R)	28ZC300R	\$146.25
61			325*100*600(L)	28ZC600L	\$212.25

62	Supporting angle Type B		325*100*600(R)	28ZC600R	\$212.25
63			375*100*800(L)	28ZC800L	\$271.50
64			375*100*800(R)	28ZC800R	\$271.50
65	Quadrant bracket		250*250*75(L)	28DD250L	\$260.03
66			250*250*75(R)	28DD250R	\$260.03
67	Corner module		200*200*175	28JL200	\$333.90
68	U-Shape cube case		500*200*200	28U500	\$318.98
69			1000*200*200	28U1000	\$532.35
70			1500*200*200	28U1500	\$714.38
71			2000*200*200	28U2000	\$913.28
72			3000*200*200	28U3000	\$1,425.00
73			4000*200*200	28U4000	\$2,026.50
74	L-Shape cube case		500*200*100	28L500	\$244.28
75			1000*200*100	28L1000	\$422.10
76			1200*200*100	28L1200	\$512.10
77			1500*200*100	28L1500	\$639.08
78			2000*200*100	28L2000	\$702.00
79	Angle adjustor		500*100*100	28JD500	\$414.90

80	Locating angle	Type A		75*50*75		\$52.28
81		Type B		175*50*75		\$65.18
82		Type C		175*50*175		\$77.48
83		Type D		175*50*175		\$77.48
84		Type E		175*50*175		\$77.48
85		Type F		175*50*200	28JC175200	\$90.68
86		Type G		175*50*275	28JC175275	\$106.05
87	Locating bar	Type A		100*50*25	28PC100	\$34.80
88		Type B		150*50*25	28PC150	\$34.80
89		Type C		225*50*25	28PC225	\$57.68
90		Type E		300*50*25	28PC300	\$65.85

91				500*75*25	28PC500	\$71.25
92		Type F		800*100*25	28PC800	\$87.45
93		1000*100*25		28PC1000	\$97.50	
94		Type A			175*150*25	28PJ175150
95		Type B		175*175*25	28PJ175175	\$79.73
96		Type C		175*275*25	28PJ175275	\$85.28
97	Plane square	Type D		225*275*25	28PJ225275	\$93.00
98				175*325*25	28PJ175325	\$88.88
99		Type E		225*325*25	28PJ225325	\$102.15
100				375*500*25	28PJ375500	\$130.58
101	Angle-setting template			260*12	28JQ260	\$82.88
102	Eccentric locating plate			φ75*25	28PX75	\$32.55
103				φ100*25	28PX100	\$35.55

104	V-Block	Type A		φ60*50*90°	28VA6090	\$19.95	
105				φ60*50*120°	28VA60120	\$19.95	
106				φ60*50*150°	28VA60150	\$19.95	
107		Type B		φ70*34*120°	28VB70120	\$24.38	
108		Type C		φ78*60*90°	28VC7890	\$20.55	
109				φ78*60*120°	28V78120	\$20.55	
110				φ78*60*150°	28V78150	\$20.55	
111			Type A (Fixable)		300*150*70	28YSG300	\$43.50
112			Type A (Telescopic)		300*300*70	28YSS300	\$43.50
113	Type A (45°Inclinable)			300*300*70	28YSQ300	\$43.50	
114	Type B (Fixable)			300*150*70	28YLG300	\$43.50	

115	Clamping parts	Type B (Telescopic)		300*300*70	28YLS300	\$43.50
116		Type B (45°Inclinable)		300*300*70	28YLQ300	\$43.50
117		Type C (Fixable)		300*150*70	28YHG300	\$43.50
118		Type C (Telescopic)		300*300*70	28YHS300	\$43.50
119		Type C (45°Inclinable)		300*300*70	28YHQ300	\$43.50
120		Type D (Horizontal)		300*70	28YSG300	\$43.50
121		3-point Clamping Bridge		172*35*25	28SYQ172	\$27.23







122	2-point Clamping Bridge			172*35*25	28LYQ172	\$19.88
123	Clamping Tube			φ28*300	28JG300	\$9.45
124				φ28*600	28JG600	\$14.18
125	Clamping sleeve 90°			φ28*90°	28ZJT90A	\$17.25
126	Clamping sleeve 45°			φ28*45°	28ZJT45	\$17.25
127	Horizontal clamping corner tube			φ28*180°	28ZJT180	\$15.15
128	Vertical clamping corner tube			φ28*90°	28ZJT90B	\$15.15
129	Horizontal toggle clamp	Type A with base		304CM/305CM	28JY200C	\$26.48
130				304CM/305CM	28JF200C	\$26.48

131				304CM/305CM	28JK200C	\$26.48
132	Vertical toggle clamp	Type B with base		12132	28JY200S	\$26.48
133				12265	28JF200S	\$26.48
134				203FL/200WL	28JK200S	\$26.48
135			Type A		φ28*50	28KS2850
136	Quick locking bolt	Type B		φ28*75	28KS2875	\$30.00
137	Countersunk locking bolt	Type A		φ28*50	28CS2850	\$28.13
138		Type B		φ28*75	28CS2875	\$30.00
139	Double countersunk locking bolt	Type A		φ28*50	28PS2850	\$28.13
140		Type B		φ28*75	28PS2875	\$30.00

141	Connection locking bolt	Type A		φ28*50	28PS2850	\$28.13
142		Type B		φ28*75	28PS2875	\$30.00
143	Magnetic locking bolt	Type B		φ28*50	28CL2850	\$28.13
144				φ28*75	28CL2875	\$30.00
145	Adjustable locking bolt	T is for locking thickness range		φ28*(30≤T≤52)	28BS2850	\$30.00
146	Adjusting washer			Washer: T=1/2/2.5/3/4、5/10/20/40/50mm	28DP155	\$59.25
147	Height adjustor			Φ80*75~90	28TG8090	\$56.85
148	Height rod			φ28*10~125	28TG28125	\$36.38
149	Magnetic locator	Type A		115*190*40	28MA190	\$356.85

150		Type B		200*200*50	28MV200	\$344.70
151	Ground connector			φ28*60	28JD60	\$59.25
152	Accessory cart	Type A		1000*850*1020	28TC1000	\$331.88
153		Type B		750*600*1020	28TX750	\$320.25
154	Transport ring			190*200*180	28DH190	\$59.25
155	Hex wrench			10#、8#、6#	00TY01	\$3.38
156	Nylon brush			φ34*200	00TY02	\$3.60
157	Stone			50*180	00TY03	\$4.20

158	Bronze hammer		φ30*300	00TY04	\$24.15
159	Rubber hammer		φ30*300	00TY05	\$1.80
160	Metallic oiler		φ65*130	00TY06	\$1.20
161	Anti-spattering lotion		1.2L	00TY07	\$4.20